

TECHNICAL SPECIFICATIONS

S3BD Series Ultra High Efficiency Air Conditioner 13+ SEER Residential System 2, 2½, 3, 3½ & 4 Ton Capacity

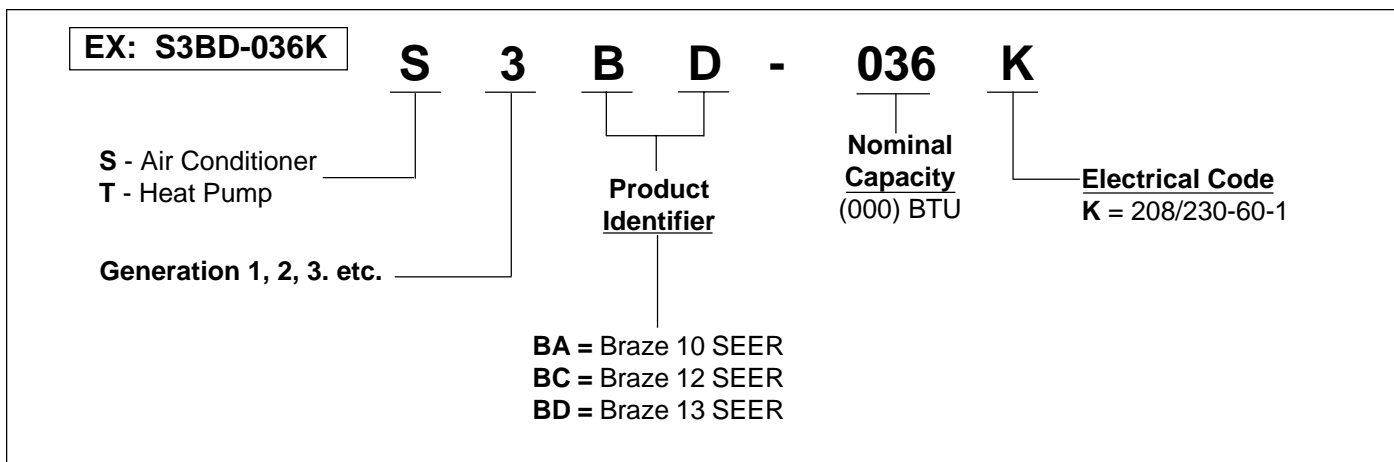
The S3BD Series of air conditioners offers exceptional performance from a small, compact package. The unit, when combined with our engineered coils or air handlers, offers a line of quality, split system cooling equipment. The S3BD is rated at 13 SEER when matched with our B2BM air handler and C3BA coils. When matched with our variable speed air handler, or our variable speed blower kits, the S3BD is rated up to 14 SEER. Units are ideally sized for slab or rooftop mounting in single, multifamily, and light commercial applications.



FEATURES and BENEFITS

- **Quality Compressor** - State of the art scroll compressor is standard equipment.
- **Durable, Attractive Cabinet**—Designed using galvanized steel with a polyester urethane finish. The 950 hour salt spray finish is 1.5 mil thick and resists corrosion 50% better than comparable units.
- **Copper Tube / Aluminum Fin Coils** – Both indoor and outdoor coils are designed to optimize heat transfer, minimize size and cost, and increase durability and reliability.
- **Permanently Lubricated Motor** – A heavy duty PSC motor for long lasting reliability and quiet operation. Requires no maintenance and is completely protected from rain and snow.
- **Full Service Valves** – These brass valves are easily accessible and simplify servicing of the refrigeration system.
- **Plastic Coated Coil Guard**—A wire guard that will never rust and protects the coil from being damaged by balls, lawnmowers, etc.
- **Removable Top Grille Assembly** – Allows ease of service from the top without disconnecting fan motor leads.
- **One Piece Top/Orifice** – Designed for maximum airflow and quiet operation.
- **2-1/2" Pedestal Base** – The sturdy base keeps the bottom of the coil out of harms way. Secondly, the base has weep holes along the edge to allow the water from rain to flow away from the unit.
- **Five Minute Restart Time Delay** – When the unit shuts down, a five minute delay keeps the unit from restarting, eliminating the highest cause for compressor failure.
- **Easy Compressor and Control Access** – Designed to make servicing easier for the contractor, access panels are provided to all controls and the compressor from the side of the unit.
- **6 Year Limited All Parts Warranty, 10 Year Parts Coverage on Compressor**—The best in the industry and has proven to be a major benefit to the consumer.

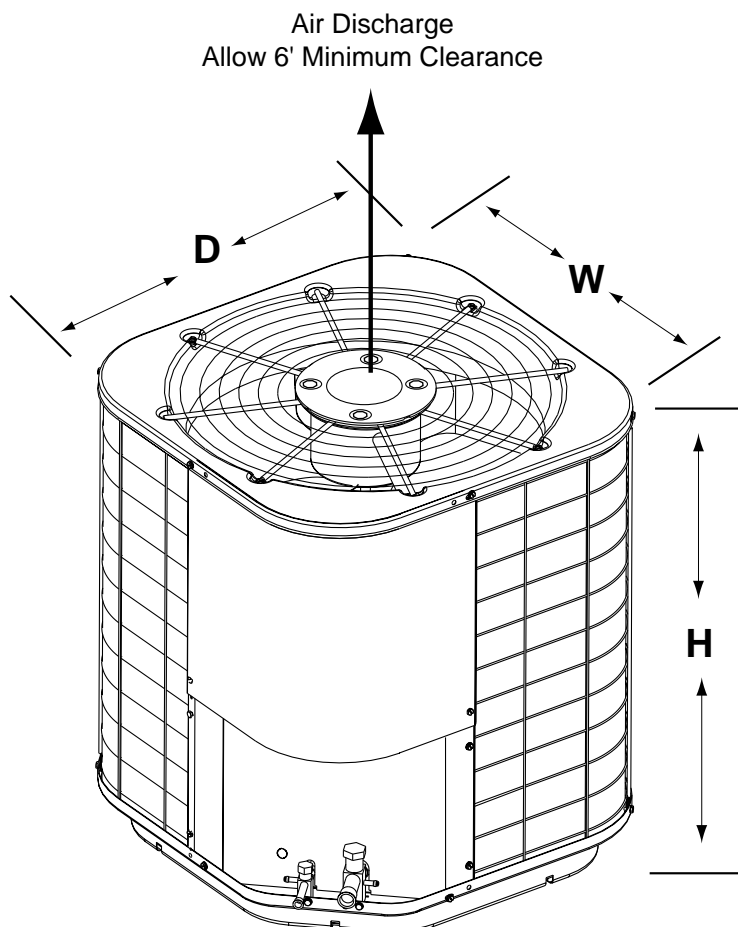
MODEL IDENTIFICATION CODES



DIMENSIONS

AIR CONDITIONER OUTDOOR SECTION

S3BD-	024	030	036	042	048
Height	30-1/2	34-1/2	38-1/2	38-1/2	42-1/2
Width	30-1/2	30-1/2	30-1/2	30-1/2	30-1/2
Depth	30-1/2	30-1/2	30-1/2	30-1/2	30-1/2



PHYSICAL AND ELECTRICAL SPECIFICATIONS / OUTDOOR UNITS

13+ SEER —Ultra High Efficiency — Single Phase

Model No. S3BD-		024K	030K	036K	042K	048K	
Electrical Data	Volts-Cycles-Phase	208/230-60-1	208/230-60-1	208/230-60-1	208/230-60-1	208/230-60-1	
	Total Amps	11.6	13.6	16.2	17.5	19.8	
	Delay Fuse Max.	20	25	30	35	40	
	Min. Circuit Ampacity	14.2	16.6	19.9	21.5	24.4	
Component Data	Coil	Area	17.9	20.4	23.0	23.0	25.5
		Rows-FPI	1-22	1-22	1-22	1-22	1-22
		Tube Dia.	3/8 O.D.	3/8 O.D.	3/8 O.D.	3/8 O.D.	3/8 O.D.
	Fan Motor	Type	PSC	PSC	PSC	PSC	PSC
		Amps	1.4	1.4	1.5	1.5	1.5
		Watts-HP	245	245	300	300	300
	Fan Blade	Dia. - #Blades	24 in. - 2	24 in. - 2	24 in. - 3	24 in. - 3	24 in. - 3
		SCFM	3300	3300	4000	4000	4000
	Compressor	RLA	10.2	12.2	14.7	16.0	18.3
		LRA	56	67	83	90	109
Refrigerant Suction Line-Length/O.D. (Liq. Line All Lengths - 3/8"O.D.)	15 ft.	3/4"	3/4"	3/4"	3/4"	7/8"	
	25 ft.	3/4"	3/4"	3/4"	7/8"	7/8"	
	40 ft.	3/4"	7/8"	7/8"	7/8"	7/8"	
Refrigerant Charge (Outdoor unit, Indoor Unit R-22 Ounces 15' Line Set)		94	114	114	131	143	
Weight Approximate (lbs.)	Net	172	182	198	191	199	
	Ship	184	194	211	203	211	

- (1) Operating Voltage Range: 187v min. — 253v max.
 (2) HACR Type Circuit Breakers may be used.

ACCESSORIES - Condensing Unit

Start Assist Kit - 912933

Provides additional starting torque for the compressor motor when operating with low line voltage or high operating temperatures.

Thermostat

Two thermostats are available.

911096 - Single-Stage

911100 - Two-Stage Heat / One-Stage Cool

Fan Delay Kit (TDR)

911758 - 80-second fan delay

COPPER WIRE SIZE — AWG (1% Voltage Drop)				
Supply Wire Length-Feet				Supply Circuit
200	150	100	50	Ampacity
6	8	10	14	15
4	6	8	12	20
4	6	8	10	25
4	4	6	10	30
3	4	6	8	35
3	4	6	8	40
2	3	4	6	45
2	3	4	6	50

Wire Size based on N.E.C. for 60° type copper conductors.

SYSTEM COOLING CAPACITIES

13+ SEER — Ultra High Efficiency — Single Phase

Outdoor Unit Number	Indoor Unit Number	BTUH	SEER	SCFM	Orifice
S3BD-024K	C3BA-030C/U-B+TDR	25000	13.0	900	0.065
S3BD-030K	C3BA-036C/U-B+TDR	30000	13.0	1050	0.069
S3BD-036K	C3BA-042C/U-B+TDR	36000	13.0	1250	0.080
S3BD-036K	C3BA-042C/U-C+TDR	36000	13.0	1250	0.080
S3BD-042K	C3BA-048C/U-B+TDR	40000	13.0	1250	0.080
S3BD-048K	C3BA-060C/U-C+TDR	48000	13.0	1550	0.087

Outdoor Unit Number	Indoor Unit Number	BTUH	SEER	SCFM	Orifice
S3BD-024K	B2B(M,V)-030K-B+TDR	25000	13.0	900	0.065
S3BD-030K	B2B(M,V)-036K-B+TDR	30000	13.0	1050	0.069
S3BD-036K	B2B(M,V)-042K-B+TDR	36000	13.0	1250	0.080
S3BD-042K	B2B(M,V)-048K-B+TDR	40000	13.0	1250	0.080
S3BD-048K	B2B(M,V)-060K-B+TDR	48000	13.0	1550	0.087

*TDR is included in G6 Series furnace

SYSTEM COOLING CAPACITIES

14 SEER — Ultra High Efficiency — Single Phase

Outdoor Unit Number	Indoor Unit Number	BTUH	SEER	SCFM	Orifice
S3BD-024K	B2VM-030K-B	25800	14.0	900	0.065
S3BD-030K	B2VM-036K-B	30800	14.0	1050	0.069
S3BD-036K	B2VM-042K-B	36600	14.0	1250	0.080
S3BD-042K	B2VM-048K-B	40400	14.0	1200	0.08
S3BD-048K	B2VM-060K-B	48400	14.0	1550	0.087
S3BD-024K	C3BA-030U-B+VSB	25,800	14.00	900	0.065
S3BD-024K	C3BA-030C-B+VSB	25,800	14.00	900	0.065
S3BD-030K	C3BA-036U-B+VSB	30,800	14.00	1050	0.069
S3BD-030K	C3BA-036C-B+VSB	30,800	14.00	1050	0.069
S3BD-036K	C3BA-042U-B+VSB	36,600	14.00	1200	0.080
S3BD-036K	C3BA-042C-B+VSB	36,600	14.00	1200	0.080
S3BD-036K	C3BA-042U-C+VSB	36,600	14.00	1250	0.080
S3BD-036K	C3BA-042C-C+VSB	36,600	14.00	1250	0.080
S3BD-042K	C3BA-048U-B+VSB	40,500	14.00	1200	0.080
S3BD-042K	C3BA-048C-B+VSB	40,500	14.00	1200	0.080
S3BD-042K	C3BA-048U-C+VSB	40,500	14.00	1250	0.080
S3BD-042K	C3BA-048C-C+VSB	40,500	14.00	1250	0.080
S3BD-048K	C3BA-060U-C+VSB	48,500	14.00	1550	0.087
S3BD-048K	C3BA-060C-C+VSB	48,500	14.00	1550	0.087



EPA POLLUTION PREVENTER

As an Energy Star Partner, NORDYNE has determined that our selected products meet the Energy Star guidelines for energy efficiency.



CERTIFICATION APPLIES ONLY WHEN THE COMPLETE SYSTEM IS LISTED WITH ARI

423A-0599 (Replaces 423A-0299)

St. Louis, MO

NORDYNE

Before purchasing this appliance, read important energy cost and efficiency information available from your retailer. Specifications and illustrations subject to change without notice and without incurring obligations. Printed in U.S.A. (5/99)